



# Mini Foxie Club of Australia Inc.

For Office Use

## LITTER RECORDING APPLICATION

Page 1 of ..... - Please print clearly in block letters

Send completed form to:

MFCA Registrar  
PO Box 6  
LANSDOWNE NSW 2430  
0412 903 851  
registrar@minifoxie.org

Members Name: .....

Membership No: ..... Kennel Prefix: .....

Postal Address: .....

..... Postcode: .....

Email: ..... Phone: .....

**This application is to be completed and forwarded to the Registrar within 8 weeks of whelping, with a signed Service Certificate, unless the breeder who is recording the litter was the owner or the lessee of the sire at the time of mating.**

### Instructions for completing this application *(see also Breeders Handbook)*

1. Please print all details clearly in block letters. No lines are to be left blank.
2. If the information is not known – write "NOT KNOWN" in the space provided.
3. Both the sire and the dam must have been MFCA Adult Registered at the time of conception and whelping. PLL status of sire and dam must be known - refer to Breeders Handbook for full details.
4. List male puppies first. Choose names carefully. Maximum of 26 characters including Kennel Prefix and spaces between words.
5. Please supply three (3) good quality photos of the pup, front view showing head markings, left hand side and right hand side showing markings. Ensure all photos are clearly identified with the pup's name. These photos will be permanently retained by the MFCA Registry.
6. If there are more than 3 pups in the litter please use an additional puppy details page.
7. If you are keeping a pup, please circle "Breeder to retain" and a certificate will be issued to you.
8. The fee for the Litter Recording is **\$10.00** and payment or payment details must accompany this form.

Whelping date .....	Natural whelping	Vet assisted	(please circle)
Number of pups whelped ____	Now living ____	Still born ____	Non-surviving ____
Signature of breeder .....		Date .....	

FOR OFFICE USE ONLY			
Date Received _____	Received by _____	Fee \$ _____	Receipt No: _____
Recorded by _____	Certificate sent _____	Other _____	

## LITTER RECORDING APPLICATION - Page 2

Registered name of sire ..... Reg. No. ....




Registered name of dam ..... Reg. No. ....




PLL status of sire ..... PLL status of dam .....




- Breeding Clear to Clear is the best strategy as all pups born will be Clear.
- Breeding Clear to Carrier is acceptable and will potentially result in Clear & Carrier pups born.
- Breeding Clear to Affected is acceptable and will result in all Carrier pups born.
- Breeding Carrier to Carrier is **high risk**, strongly discouraged and not recommended under any circumstances.
- Breeding Carrier to Affected is **high risk**, strongly discouraged and not recommended under any circumstances.
- Breeding Affected to Affected is not accepted under any circumstances.

For detailed information regarding breeding with PLL, please refer to the Breeders Handbook.

Below, please circle answers. If photos are not provided, please indicate markings on the diagrams in the 3 boxes. For black markings use black pen; for tan markings use red pen; for white markings leave white.




<b>Name of Pup</b> .....	Head markings	LHS markings	RHS markings
<b>Sex:</b> M / F <b>Colour:</b> B/W    B/T/W    T/W			
<b>Microchip No:</b> _ _ _ _ _			
<b>Bobtail:</b> Y / N <b>Breeder to retain:</b> Y / N			
<b>PLL status:</b> Clear    Carrier    Affected    Not known			
This section is for Registry use only.			

<b>Name of Pup</b> .....	Head markings	LHS markings	RHS markings
<b>Sex:</b> M / F <b>Colour:</b> B/W    B/T/W    T/W			
<b>Microchip No:</b> _ _ _ _ _			
<b>Bobtail:</b> Y / N <b>Breeder to retain:</b> Y / N			
<b>PLL status:</b> Clear    Carrier    Affected    Not known			
This section is for Registry use only.			




<b>Name of Pup</b> .....	Head markings	LHS markings	RHS markings
<b>Sex:</b> M / F <b>Colour:</b> B/W    B/T/W    T/W			
<b>Microchip No:</b> _ _ _ _ _			
<b>Bobtail:</b> Y / N <b>Breeder to retain:</b> Y / N			
<b>PLL status:</b> Clear    Carrier    Affected    Not known			
This section is for Registry use only.			

## LITTER RECORDED PUP APPLICATION - Page \_\_\_\_




Below, please circle answers. If photos are not provided, please indicate markings on the diagrams in the 3 boxes. For black markings use black pen; for tan markings use red pen; for white markings leave white.

<b>Name of Pup</b> .....	Head markings	LHS markings	RHS markings
<b>Sex:</b> M / F <b>Colour:</b> B/W    B/T/W    T/W			
<b>Microchip No:</b> _____			
<b>Bobtail:</b> Y / N <b>Breeder to retain:</b> Y / N			
<b>PLL status:</b> Clear    Carrier    Affected    Not known			




This section is for Registry use only.

<b>Name of Pup</b> .....	Head markings	LHS markings	RHS markings
<b>Sex:</b> M / F <b>Colour:</b> B/W    B/T/W    T/W			
<b>Microchip No:</b> _____			
<b>Bobtail:</b> Y / N <b>Breeder to retain:</b> Y / N			
<b>PLL status:</b> Clear    Carrier    Affected    Not known			

This section is for Registry use only.

<b>Name of Pup</b> .....	Head markings	LHS markings	RHS markings
<b>Sex:</b> M / F <b>Colour:</b> B/W    B/T/W    T/W			
<b>Microchip No:</b> _____			
<b>Bobtail:</b> Y / N <b>Breeder to retain:</b> Y / N			
<b>PLL status:</b> Clear    Carrier    Affected    Not known			

This section is for Registry use only.

<b>Name of Pup</b> .....	Head markings	LHS markings	RHS markings
<b>Sex:</b> M / F <b>Colour:</b> B/W    B/T/W    T/W			
<b>Microchip No:</b> _____			
<b>Bobtail:</b> Y / N <b>Breeder to retain:</b> Y / N			
<b>PLL status:</b> Clear    Carrier    Affected    Not known			

This section is for Registry use only.